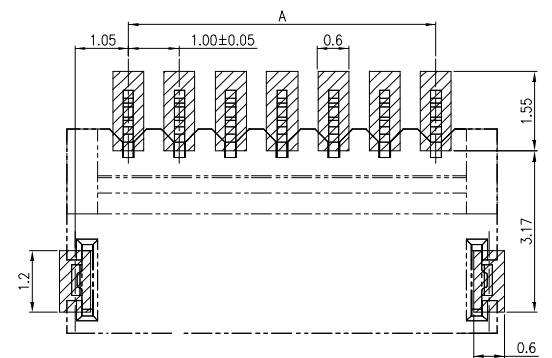
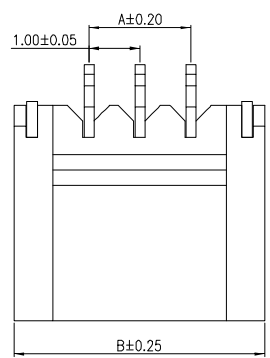


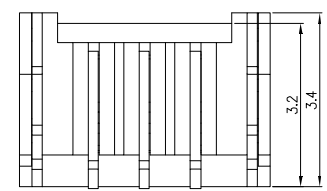
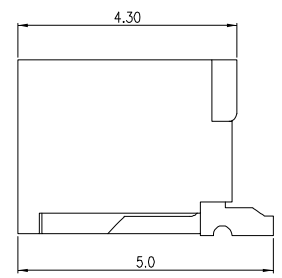
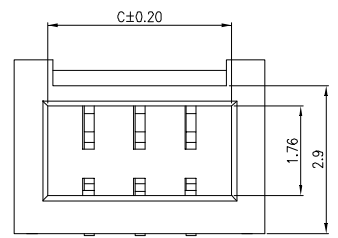
REV	ECN NO	DESCRIPTION	DATE	NAME
A	—	NEW	11/25-'19	ZCD



Recommend PCB Layout

### Main Specifications

- Poles: 02 to 20
- Contact resistance:  $\leq 20m\ \Omega$
- Insulation resistance:  $\geq 100M\ \Omega$
- Rated voltage: 125V AC DC
- Rated current: 1.0A AC DC
- Withstand Voltage: 500V AC/minute
- Temperature Range:  $-25^{\circ}C \sim +85^{\circ}C$



### ORDER INFORMATION:

**L1007AWR-XX-FOMB-X**

PART No. \_\_\_\_\_

No. FOR CIRCUITS: \_\_\_\_\_

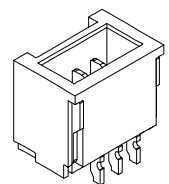
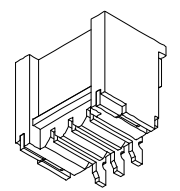
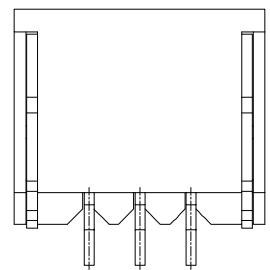
02

PLASTIC MATERIAL: \_\_\_\_\_

FOM=Thermal Plastic (Nature)

PACKAGING:  
R=REEL  
G=TUBE  
P=PE

PLATING:  
B=MATTE Sn-plated



Circuit	Dimensions (mm)		
	DIM. A	DIM. B	DIM. C
02	1.00	3.90	2.50
03	2.00	4.90	3.50
04	3.00	5.90	4.50
05	4.00	6.90	5.50
06	5.00	7.90	6.50
07	6.00	8.90	7.50
08	7.00	9.90	8.50
09	8.00	10.90	9.50
10	9.00	11.90	10.50
11	10.00	12.90	11.50
12	11.00	13.90	12.50
13	12.00	14.90	13.50
14	13.00	15.90	14.50
15	14.00	16.90	15.50
16	15.00	17.90	16.50
~	~	~	~
20	19.00	21.90	20.50

#### STANDARD TOLERANCE (EXCEPT SPECIFIED)

LINER	ANGLES
.0 ±0.30	0.° ±5°
.00 ±0.25	.0° ±2°
.000 ±0.10	.00° ±1°

ITEM	COMPONENT	Q'TY	MATERIAL	FINISH
C	SOLDER TAB	2 PCS	PhosphorBronze	MATTE Sn-plated
B	CONTACT	n PCS	PhosphorBronze	MATTE Sn-plated
A	HOUSING	1 PCS	Thermal Plastic	UL 94V-0, COLOR:Nature

**LDCONN 东莞连大精密制品有限公司**  
 连大 DongGuan LianDa Precision Products Co., LTD

TITLE	1.0mm Pitch 90° Wafer SMT TYPE	DRAWN BY	ZCD	11/25-'19
PART NO.	L1007 AWR-XX-FOMB -X	CHECKED BY		
DRAWING NO.		APPROVED BY		
SCALE	1:1	UNIT	mm	PAGE 1/1
				SIZE A4